

Staron® Directional pattern of Pearl particulates

Characteristics of Pearl Particulates

It has the unique patterns which contain pearl particulates that are shaped flat and tend to float on the surface. These particulates come with directional pattern due to unique distribution method in production. As a result, reflections in particulates may vary depending on light and view angles.

Color List

Metallic


Metallic Beach	Metallic Cosmos
Metallic Galaxy	Metallic Yukon
Metallic Satingold	Metallic Sleeksilver

Tempest

Tempest Bronzestar	Tempest Caviar
Tempest Copperplate	Tempest Igneous

Quarry

Quarry Starred	Quarry Minette
-----------------------	-----------------------




Fabrication Remark

There are two major potential issues as described below


① Drop Edge

Due to absence of particulates in where sheet is cut, typical drop edge build-up may result in visual seam



② Deck Seaming

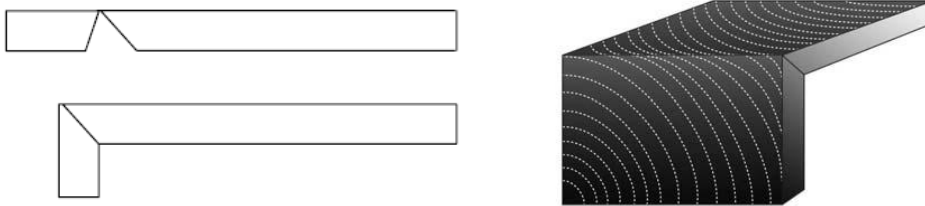
Due to directionality of particulate distributed, it may result in visual seam if decks are seamed counter directional



Staron® Directional pattern of Pearl particulates

Recommended Fabrication

- ① The recommended edge build-up method is a 45 degree V-grooving edges build-up, as illustrated below



- ② Prior to fabrication, mark arrows on the top of the sheet running parallel to the LOT No. found on the side of the sheet. Then, each piece must be seamed in the same direction of the arrow marked, as illustrated below ;

Product



Recommended



Greatest change
For
Pattern
irregularities



The variation of the particulate distribution pattern between two separate pieces seamed together may be obvious and easy to notice if not fabricated as suggested in this technical bulletin, On your Pearl particulates project we strongly suggest that you experiment, prior to actual fabrication, with the methods and procedures described above.